


Price \$3.00

North Texas



PC NEWS



June, 1999
VOLUME 18 • NUMBER 6

Published monthly by members of North Texas Personal Computer Users Group for their use. Members each receive a free subscription; for others, price of the NEWS is \$3 per copy. Members are requested to notify the Membership Director in writing of address changes. Send all editorial correspondence to: Editor, North Texas PC NEWS, 6402 Vanderbilt, Dallas, TX, 75214-3453

Send address changes to: Membership Director, NTPCUG, P.O. Box 703449, Dallas, TX 75370-3449.

Managing Editor Reagan Andrews
(214) 828-0899

Newsletter Exchange Lewis Graber

Advertising Director Connie Andrews, (Acting) -
(214) 828-0699
Mail all advertising material and ad payments to
North Texas PC NEWS
c/o 3100 Lincoln Plaza
500 North Akard
Dallas, TX 75201-3320

The opinions expressed herein are those of the authors and do not necessarily reflect those of the Group or its members. Copyright © 1999 by North Texas PC NEWS. (Articles without specific copyright notices may be reproduced unchanged by other not-for-profit User Groups if credit is given to the author and the publication.)

Deadline:

All advertising and other material for publication in North Texas PC NEWS must be received by the NEWS staff by the 15th of the month prior to publication unless otherwise listed. See deadline information below.

Circulation:

North Texas PC NEWS circulation was 1,650 last month.

Member distribution was 1,400; remaining copies were distributed to PC user groups around the country, and to advertisers, prospective members and others with common interests.

The editors of North Texas PC NEWS use Microsoft Word for Windows 97. This issue of North Texas PC NEWS was composed using Corel Ventura 8.0, Corel Draw 8.0, Arts & Letters Express 6.01, Adobe Photoshop 4.01, Micrografx Picture Publisher 8, Microsoft Publisher 98 and HP Scanjet 6200Cse. Repro was printed on a HP LaserJet 4M. Principal typefaces include: Times, Palatino, Helvetica, A&L Cafe, French Vogue, and Lithos.

DEADLINE
Copy deadline for July
North Texas PC NEWS:
June 20, 1999

Meeting Dates:

June 19 – 3rd Saturday
July 17 – 3rd Saturday
August 21 – 3rd Saturday

President's Message 2
Jim Hoisington

New SIG Meeting Site Maps 3
Alex Lilley & Marsha Drebelbis

NTPCUG Workgroups for Conferences... . . 4 - 5
Doug Gorrie

Using Pivot Tables in Excel 6 - 8
Bob Russell

Variety Store — Off again this month...

In This Issue...

Special Items:

Agenda, Meetings & Times . . . 1

SIG Reports 9-19

Volunteer Guide 20

Officers & People You should know 21

Submit Newsletter articles to: newsletter@ntpcug.org
Visit the North Texas PC Users Group web page:
<http://www.ntpcug.org>

North Texas PC News

Advertising Prices and Policies

Ad Size	1X	3X	6X	12X
2-Page Spread	\$400	\$325		
Full Page (7 x 9)	225	195	\$165	\$150
Half Page (7 x 4 1/2)	150	125	110	100
Qtr Page (3 1/4 x 4 1/2)	100	80	65	55
Business Card (2 x 3 1/4)	65	50	40	35
Business Card (Members)	35	25	20	20

Reduced rates for multiple insertions of same ad. Require prior commitment in writing and payment in advance (3 months minimum). Copy and mechanical changes requested between insertions will be billed accordingly.

Deadlines: All advertising copy must be received by the PC News staff no later than the 10th day of the month prior to the month of publication unless other arrangements are made with the Publisher. NT PC News publication date is 10 days before the monthly meeting of the North Texas PC Users Group.

Policies & Mechanicals:

- Commercial ads must be in repro form, in final size, ready for printing.
- Halftones must be furnished as final size, screened prints or negatives.
- Halftone screens cannot exceed 100 LPI maximum.
- No ads on front cover. Bleed pages and color must be discussed with Publisher before submission.
- Related ads only; suitability is at discretion of the Publisher and the North Texas PC Users Group Board of Directors.

Payment: Payment in advance of publication.
Make checks payable to: North Texas PC Users Group, Inc.

PROGRAMS & PRESENTATIONS . . . *TIMOTHY CARMICHAEL*

NTPCUG MAIN PROGRAM AT USER GROUP MEETING HALL AT BIG TOWN MALL

11:00 AM - 11:55 AM

**CorelDRAW(r) 8 & 9:
Amazing Graphic Design Features**
Corel Corporation (www.corel.com)

CorelDRAW(r) 9 Graphics Suite is a professional illustration and image-editing package that contains two main applications: CorelDRAW 9 and Corel PHOTO-PAINT(r) 9. CorelDRAW 9 is a vector illustration and page layout program, offering exceptional creation tools and outstanding output capabilities that integrate into existing workflows. With a full combination of design tools and productivity features, CorelDRAW 9 delivers incredible flexibility. Corel PHOTO-PAINT 9 effectively combines exceptional image composition, masking and image enhancement features with artistic media brush tools. With its professional image-editing and painting capabilities, Corel PHOTO-PAINT 9 is ideal for editing and creating images for print or the Web. There will be a drawing for free products.

12:00 PM - 12:30 PM

NTPCUG Business Meeting

JUNE 19

SIGs SPECIAL INTEREST GROUP MEETING SCHEDULE

Time	Room	SIG	Time	Room	SIG	Time	Room	SIG
8:00	A	Assembler	10:00	- Ctd.		1:00	A	Lotus Domino
	B	MS Networking		E	Introduction to the PC		B	FrontPage
	C	-		F	Visual Basic - Advanced		C	Advanced Programmers
	D	AppleCorps		G	Genealogy		D	-
	E	Hardware					E	Introduction to the PC
	F	Excel					F	Microsoft Visual C++/MFC
	G	-					G	ACT!
9:00	A	Corel	11:00	A	Investors			
	B	Networking		B	Internet - Beginning			
	C	DOS/Disk Operating Systems		C	NTPCUG Main Program			
	D	AppleCorps		D	AppleCorps			
	E	Quicken		E	Java			
	F	Visual Basic - Beginning		F	Access			
	G	Alpha 5		G	Genealogy			
10:00	A	WordPerfect for Windows	12:00	A	-			
	B	Communications		B	Internet - Advanced			
	C	Presentation (To be announced)		C	NTPCUG Business Meeting			
	D	AppleCorps		D	-			
				E	Introduction to the PC			
				F	ActiveX			
				G	Genealogy			

SIG meetings are listed by time and location for the June 19 meeting. Times and locations may change and members are advised to check the NTPCUG Web site for latest listings.

Layout of the new SIG Meeting area and locations of the rooms are found on page 3.

WE HAVE A MEETING PLACE!

We used our new meeting place for the first time in May. It's got five classrooms and one large room for presentations. Most of the SIGs will be meeting in June. Look elsewhere in this newsletter for the schedule. [Ed. Note: The new SIG schedule is on the lower half of page 1.]

Many thanks to **Spike Smith** and the people who volunteered many weekend hours to clean up and fix up the rooms so that we could get our certificate of occupancy.

WHERE IS THE MEETING PLACE?

The place is Suite 934, which is on the West side of Big Town Mall in Mesquite. It is across the parking lot and on the other side of the Mall from the DFW Xchange Vendor show at the Big Town Exhibition Hall. The meeting place and will be marked outside with a banner produced by **Marsha Drebelbis**. [Layout is shown on page 3.]

WHAT ABOUT THE FUTURE?

We are renting this facility on a month-to-month lease. That means that the landlord or the user groups can cancel the arrangement with one month's notice. Hopefully that won't happen this year.

NTPCUG TRAINING VIDEOS

Check out the new NTPCUG Multimedia Rental LIBRARY

*NTPCUG is now offering
(as a member benefit) rental of training
videotapes, audiotapes and CD's to
Members at the NTPCUG Information
Booth in the Vendor Area*

The NTPCUG Multimedia Library Includes:
Program Tutorials, Interactive Learning Guides
for Beginners and Advanced Users in a wide
range of PC Applications from Arts & Graphics
to Windows 95 and ... Everything in Between

Contact us NOW!
NTPCUG Information Booth
Claude McClure (972) 867-0978



VENDORS NOTIFIED OF THE OPENING

I've just finished sending our meeting dates to several software and hardware vendors that want to make presentations to NTPCUG but were waiting for us to have a meeting site.

How will we LET PEOPLE KNOW WHERE WE ARE?

We are planning on mailing the July or August newsletters to all the people who have been members in the last year. That issue will be packed with photographs of the new meeting rooms filled with NTPCUG and AppleCorps members attending Special Interest Group meetings. If you haven't been to the new meeting place and explored the area, make plans to attend the June 19th meeting. We think you will be pleased with the new arrangements and convenient parking available at the BigTown NTPCUG meeting site.

BEST WISHES TO Wes Eckles AND Tom Cook.

Wes Eckles, a long time member of NTPCUG, has retired from his publishing role and moved from the North Texas area. Wes dropped me a note and included a picture of his retirement home.

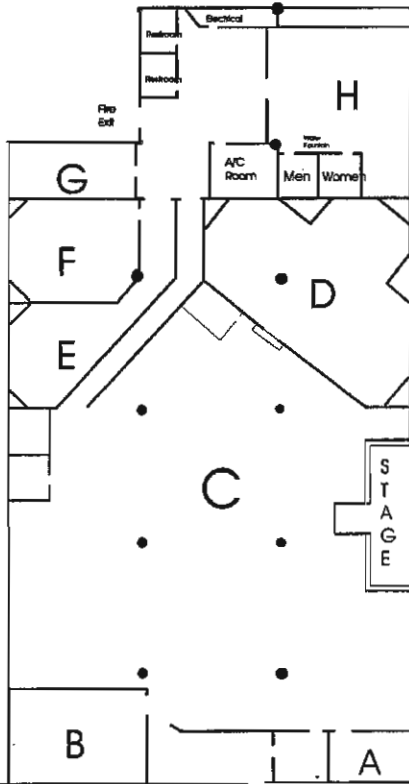
We'll miss you, Wes. And, what was that white stuff on your roof and the front lawn, cotton?

Tom Cook, who taught the C++ SIG for many years, is also moving from the area. Tom has taken a position in the Northwest with a consulting company. Tom is also an avid photographer and is looking forward to pursuing his interest in such a photographic area of the country.

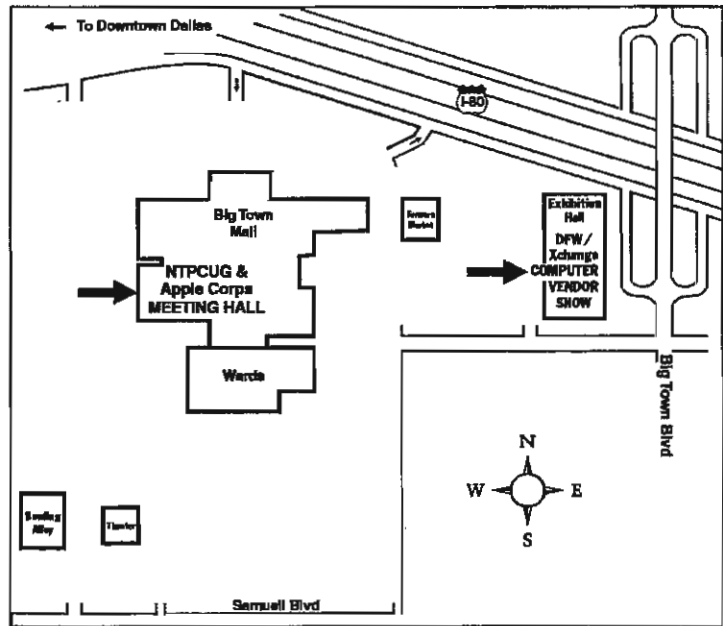
You will be missed, Tom.

Jim...

Big Town Mall User Group Meeting Rooms



Front Door



NEW NTPCUG SIG MEETING AREA

NTPCUG's new meeting area is shown at Left. The front entrance is on the west side of Big Town Mall which is across the parking area from the Big Town Exhibition Center. Rooms in the SIG area are lettered, A - H, with "C" being a combination area where both SIG's and vendor presentations will be conducted.

Area map above is from **Marsha Drebelbis**; room layout is from **Alex Lilley**; and **Richard Blair**, member of the Dallas Corel SIG, supplied a digital photo of the first presentation in "C"— Adobe showing their new multi-platform *Acrobat 4.0* and *InDesign* programs



NTPCUG Newsgroups Now Conference Areas

As the world has moved away from Bulletin Board Systems (BBS) to the Internet, NTPCUG's old BBS became obsolete and was replaced by a Windows NT server. The server has been providing reliable e-mail services to member since January, and is now providing Conference/Topic areas on the server using Newsgroup software.

In essence, newsgroups are pre-established areas on the Internet where messages can be sent so as to be viewable by others. Each newsgroup is named according to the topic area it is to represent. Messages relating to a topic are sent to the associated newsgroup, rather than being sent to specific e-mail addresses. Persons interested in the topic can use Newsgroup software to send messages to a newsgroup, and to retrieve copies of the messages. They can interact with newsgroups of interest while ignoring all others.

Public Newsgroups= Usenet

Public newsgroups on the Internet are often referred to as Usenet, and consist of at least 20,000 different topic areas. But the focus of this article is on the *private* newsgroups that NTPCUG provides to its members, and how to access them.

Please consider this document as Version One, with updates to be provided in future newsletters, on the Web site, and handed out at SIG meetings.

NTPCUG Newsgroups for Members only

Just as conferences on our old BBS were for members only, NTPCUG newsgroups will be private also. To access and use our newsgroups, three initial steps will be required: (a) registering as a member, (b) configuring your Newsgroup software, and (c) selecting your desired newsgroups. None are difficult, and the overall steps are provided here. Updated instructions will also be placed on our Web site (www.ntpcug.org) under Member Login (when completed), and handed out at the SIG meeting.

Please note that if your circumstances prevent you from following these steps, you should contact Doug Gorrie (972-618-8002) so a resolution can be pursued.

Accessing the Newsgroups...

We have attempted to automate the registration process, which establishes a Windows NT account for you on our server. To access the registration software, use any Internet browser software to go to <http://news.ntpcug.org/setup.asp>. Exact registration details are still being established as of this writing, but you should be able to follow the instructions to get your account user name and password created. Write down the User Name and password for future use.

Step two will be to create your Newsgroup profile. Using Internet Explorer 4.0 as my example, click "Tools" in the top menu line, then click "Accounts". In the resultant Internet Accounts screen, click "Add", then choose "News". The Internet

Connection Wizard should come up, asking for Your Name as you want others to see when you send messages. Here, enter your First and Last name as you normally do, then click Next.

For e-mail address, enter your e-mail address if you want to let others know how to reach you for private e-mail. Some form of address is required before you can proceed. Click Next.



NAMES ARE IMPORTANT

For Internet News Server Name, enter "news.ntpcug.org" (without the quotes). This identifies the machine that stores our User Group newsgroups. And since access is restricted to members only, click the box saying "My news server requires me to log on". Click Next.

In the box labeled Internet News Server Logon, click the radio button labeled "Log on using", and enter the User Name and Password you recorded earlier. Do **NOT** click the button labeled "Log on using Secure Password Authentication". Now click Next.

For Friendly name, enter "NTPCUG News" to identify this profile. Click Next.

NTPCUG Newsgroups ... Ctd.

For connection type, members that are dialing in to their regular Internet Service Provider (ISP) will choose "Connect using my Local Area Network", since you will already be connected to the Internet before asking for NTPCUG news. If you are a member that dials directly in to our server, rather than to an ISP, click this same button, and dial in as usual before accessing our News server.

Dial-up instructions appeared in the April newsletter. Click Next, then Finish, then Close. Your News profile is now complete.

Completing Setup

To complete Setup, you need to select the newsgroups you want to be part of. The Wizard may ask if you want to "download newsgroups from the new server you added". Click Yes if you are online (or get online before clicking Yes), and the Wizard will pull down a list of the currently available NTPCUG newsgroups. Examine the name of each newsgroup, and if you want to subscribe to

WWW.NTPCUG.ORG

one or more, just double-click on those desired. Optionally, you can click on each, then click Subscribe. Click OK when done.

Thereafter, headers for all new messages posted to a subscribed newsgroup will be retrieved every time you read new mail in Outlook Express, the e-mail reader within IE4.0. "Headers" means such information as who it is from, Subject, Size, date, etc. But the actual content is usually not downloaded until you double-click on a specific message. For this reason, you will have to be connected to the Internet to select and read most newsgroup messages.

Subscribing and Unsubscribing to Other NTPCUG Newsgroups

If you want to subscribe or unsubscribe to other newsgroups, click "Tools", then "Newsgroups", and select the NTPCUG news server in the left-most News Servers column. Then double-click on the newsgroups you want to subscribe to, or to unsubscribe to.

Sending messages to a group is like sending e-mail. Just place yourself in the related group before you send your mail.

That's all for now. Feel free to play around and see what happens. Look for a "Test" newsgroup on our server to use for that purpose, or pick one to your liking. Watch our Web page, or join the Members mailing list, to catch updates between newsletters.

Doug Gorrie

VERIO
TEXAS

*Formerly OnRamp, National Knowledge
Networks and Signet Partners*

BUSINESS CONNECTIVITY

Lan ISDN, Point-to-Point T1, Fractional T3

WEB SITE HOSTING & MANAGEMENT

Virtual Domain, Server Collocation

CONSULTING

Firewall Security, Network Design

DIAL-UP ACCESS

28.8K - 56K analog, 64K - 128K ISDN, V.90

www.veriotexas.net, info@veriotexas.net

1-888-266-7267

Using PIVOT TABLES in EXCEL

A BRIEF TUTORIAL

by Bob Russell

Microsoft Excel is the centerpiece of the tools that are bundled with the Microsoft Office suite. Excel is the analytical tool, Access is the database tool, Word is the word processing tool, and Power Point is the presentation tool.

A major feature of all these tools is their ability to import data from external databases and accounting systems, and to exchange data among the tools using relatively simple programming. Since Excel is the analytical one, it follows that Excel has some powerful number crunching and summarizing capabilities. The Pivot Table is one of the major features, in that it provides both number crunching and summarization.

PIVOT TABLE ONLY SEEMS COMPLICATED

THE PERFECT GIFT!

Looking for a last-minute gift that's quick, easy and keeps on giving for the entire year? Take a tip from Doug Gorrie and consider giving a one-year membership in the North Texas PC Users Group. This is an especially appropriate gift for a friend or relative who is new to computing and interested in learning how to use and enjoy the PC.

Point out the Genealogy SIGs to people who are collecting information about their families, tell friends how much the Internet SIGs can help in easing their way into really using the Web, and the benefits of friendly, early computer lessons in the Introduction to the PC SIG.

More experienced users would appreciate value of vendor presentations in making important software and hardware decisions during the year.

If you have a friend or relative who constantly "borrows" your copy of the latest *North Texas PC News*, a gift membership might be especially welcome.

Answers
Microsoft®

We find that few people use the Pivot Table because it is unfamiliar and seems complicated until you have used it a few times. By setting up a custom Pivot Table, you can change the data in its source range and have an automatic summary of whatever data you have entered in the source range. A checkbook chart comes to mind. The following is extracted from an article in the Microsoft Knowledge Base.

Microsoft Excel 97 introduces two new features for customizing PivotTables: calculated fields and calculated items. This article describes the function of each feature and provides examples for using the features in PivotTables.

Calculated Fields

A Calculated Field is a user-defined field in a PivotTable that can perform calculations using the contents of other fields in the PivotTable. Calculated field formulas can refer to one or more fields. For example, a calculated field named "Profit" that you define as:

=Sales-Expense

refers to two fields in the PivotTable named "Sales" and "Expense." [Field names are in the first row of the table containing the data under consideration.]

The following example uses a calculated field in a PivotTable. This example subtracts the two fields Sales and Expense to give a subtotal for the new field named "Profit."

1. In a new workbook type the following data:

Continued on next page

A1:	Month	B1:	Region	C1:	Sales	D1:	Expenses
A2:	Jan	B2:	East	C2:	1100	D2:	400
A3:	Jan	B3:	West	C3:	2400	D3:	700
A4:	Jan	B4:	North	C4:	3700	D4:	900
A5:	Jan	B5:	South	C5:	2800	D5:	800
A6:	Feb	B6:	East	C6:	2300	D6:	700
A7:	Feb	B7:	West	C7:	2400	D7:	800
A8:	Feb	B8:	North	C8:	3100	D8:	1100
A9:	Feb	B9:	South	C9:	2000	D9:	600
A10:	Mar	B10:	East	C10:	1500	D10:	300
A11:	Mar	B11:	West	C11:	2600	D11:	500
A12:	Mar	B12:	North	C12:	2200	D12:	400
A13:	Mar	B13:	South	C13:	3900	D13:	1300



2. Select cell A1. On the Data menu, click PivotTable Report. In step 1 of the wizard, click Microsoft Excel list or database and click Next.

3. In step 2 of the wizard, click Next for the Range \$A\$1:\$D\$13. In step 3 of the wizard, drag the field Month to the COLUMN area. Drag the field Region to the ROW area and drag the fields Sales and Expenses to the DATA area. Click Finish. The PivotTable appears on a new worksheet and resembles the following table.

Month		Jan	Feb	Mar	Grand Total
Region Data					
East	Sum of Sales	3700	3100	2200	9000
	Sum of Expenses	900	1100	400	2400
North	Sum of Sales	1100	2300	1500	4900
	Sum of Expenses	400	700	300	1400
South	Sum of Sales	2400	2400	2600	7400
	Sum of Expenses	700	800	500	2000
West	Sum of Sales	2800	2000	3900	8700
	Sum of Expenses	800	600	1300	2700

4. After the PivotTable appears, click any item under Region. On the PivotTable toolbar, click PivotTable, point to Formulas and click Calculated Field.

5. In the "Insert Calculated Item in 'Region'" dialog box, in the Name box, type "Profit" (without the quotation marks).

6. In the Formula box, type "=Sales-Expenses" (without the quotation marks) and click Ok.

You may alternately select the field name in the Fields box. To insert the selected field in the formula, click Insert Field.

The PivotTable displays the calculated field Profit as a new field under Data. This PivotTable resembles the following table.

Month		Jan	Feb	Mar	Grand Total
Region Data					
East	Sum of Sales	3700	3100	2200	9000
	Sum of Expenses	900	1100	400	2400
	Sum of Profit	2800	2000	1800	6600
North	Sum of Sales	1100	2300	1500	4900
	Sum of Expenses	400	700	300	1400
	Sum of Profit	700	1600	1200	3500
South	Sum of Sales	2400	2400	2600	7400
	Sum of Expenses	700	800	500	2000
	Sum of Profit	1700	1600	2100	5400
West	Sum of Sales	2800	2000	3900	8700
	Sum of Expenses	800	600	1300	2700
	Sum of Profit	2000	1400	2600	6000
Total Sum of Sales		10000	9800	10200	30000
Total Sum of Expenses		2800	3200	2500	8500
Total Sum of Profit		7200	6600	7700	21500

Calculated Items

A calculated item is a user-defined item in a PivotTable field that can perform calculations using the contents of other fields and items in the PivotTable. Calculated item formulas can each include only items from the field in which you create the calculated item. For example, you can define a calculated item named "NorthWest" as "=North+West" in the field named "Region."

The following example uses a calculated item in a PivotTable. This example totals two items, North

and West, in the Region field to give a total for the new region named "NorthWest."

1. In a new workbook type the following data:

A1:	Month	B1:	Region	C1:	Sales
A2:	Jan	B2:	East	C2:	1100
A3:	Jan	B3:	West	C3:	2400
A4:	Jan	B4:	North	C4:	3700
A5:	Jan	B5:	South	C5:	2800
A6:	Feb	B6:	East	C6:	2300
A7:	Feb	B7:	West	C7:	2400
A8:	Feb	B8:	North	C8:	3100
A9:	Feb	B9:	South	C9:	2000
A10:	Mar	B10:	East	C10:	1500
A11:	Mar	B11:	West	C11:	2600
A12:	Mar	B12:	North	C12:	2200
A13:	Mar	B13:	South	C13:	3900

2. Select cell A1. On the Data menu, click PivotTable Report. In step 1 of the wizard, click Microsoft Excel list or database and click Next.

3. In step 2 of the wizard, click Next for the Range \$A\$1:\$C\$13. In step 3 of the wizard, drag the field Month to the COLUMN area. Drag the field Region to the ROW area and drag the field Sales to the DATA area. Click Finish. The PivotTable should appear on a new worksheet and resembles the following table:

Sum of Sales	Month			Grand Total
Region	Jan	Feb	Mar	
East	3700	3100	2200	9000
North	1100	2300	1500	4900
South	2400	2400	2600	7400
West	2800	2000	3900	8700
Grand Total	10000	9800	10200	30000

4. After the PivotTable appears, click any item under Region. On the PivotTable toolbar, click PivotTable, point to Formulas, and click Calculated Item.

5. In the "Insert Calculated Item in 'Region'" dialog box, in the Name box, type "NorthWest" (without quotation marks).

6. In the Formula box, type "={North+West}" (without quotation marks) and click OK.

You may alternately select the items for each field by clicking the field name in the Fields box,

and then clicking the corresponding item for that field in the Items box. To insert the selected item into the formula, click Insert Item.

The PivotTable displays the calculated item as a new region. The table resembles the following table.

Sum of Sales	Month			Grand Total
Region	Jan	Feb	Mar	
East	3700	3100	2200	9000
North	1100	2300	1500	4900
South	2400	2400	2600	7400
West	2800	2000	3900	8700
NorthWest	3900	4300	5400	13600
Grand Total	13900	14100	15600	43600

REFERENCES

For more information about performing calculations in PivotTables, click the Index tab in Microsoft Excel 97 Help, type the following text

pivottables, calculated fields

-or-

pivottables, calculated items

and then double-click the selected text to go to the "Create a calculated field in a PivotTable" or "Create a calculated item in a PivotTable" topic.

© Microsoft, Inc 1998

As noted above, once the data have been summarized and the resultant table is displayed in its own worksheet or embedded on the same sheet as the source data, it is easy to use the Chart Wizard to build a chart showing the data. Comparing a pair of lines on a chart is easier than comparing pairs of numbers, and it is much easier to perceive a trend in a chart than it is in a set of numbers. If you are tracking data for your company or for your household relative to a budget, a chart can be very helpful. The source data can be updated periodically and reflected in the chart, with no more pivot table manipulation necessary.

If you have a question about Microsoft Office applications you would like to see addressed here, e-mail your question to questions@microsoft.com



Bob Russell

Selected SIG Reports . . .

News and meeting notes of Special Interest Groups
 (Material for this column should be sent to Connie Andrews, Special Interest Group Editor, at newsletter@ntpcug.org before the PC News monthly deadline listed on the inside front cover.)

Microsoft Access SIG

In June: Larry Linson will continue his tutorial with a presentation on "Reading and Writing Files with Visual Basic for Applications (VBA)." In our concentration on databases, we may sometimes forget that many applications need to read and write regular disk files, too. Often the standard Import and Export functions aren't sufficient – the file does not match the simple list form because other software that produced or must receive it determines its format. Larry will use some practical code examples to illustrate. These will also serve to reinforce the Control Structure information we covered in May.

Another Cross-Product Presentation: Reading and writing files, like the Control Structures, is the same in all software using VBA

and in Visual Basic, particularly if you're a beginner to VBA or VB programming, or, if you feel in need of a brief "refresher" in file I/O, we invite you to join us for this presentation.

Welcome to New Assistant SIG Leaders: We have always had enthusiastic and energetic Assistant SIG Leaders in the Access SIG, and we have two new ones who are no exception to this tradition. **Tom Browning** actually volunteered in December, and **Neel Cotten** has been offering sound advice and assisting with administrative matters for some time now. Now that we're meeting again, we'll make official an *enthusiastic welcome* to both! We look forward to working with you.

Note of Appreciation: While I'm at it, let me take this opportunity

FROM THE SIG COORDINATOR

The following are changes/additions/needs that the NTPCUG has made to the SIG's.

Groups Looking for Help in Leading their SIGs:

- **PC Help Center** [Contact Reagan Andrews @ 214-828-0699h or reagan.andrews@ntpcug.org]
- **MS Word for Windows** [Contact Jan Patton @ (903) 886-6249h or janpat@unicomp.net]
- **Spreadsheets SIG** [Contact Eb Foerster @ (214) 357-7602 h]
- **Dallas Corel** [Contact Marsha Drebelbis (214) 951-0266]
- **Hardware Solutions** [Contact Charles Miller (903) 938-4220 h]

The requirements for forming a SIG are:

Leadership — at least one individual willing to lead the SIG, and an assistant.

Membership — at least eight individuals willing to attend the SIG fairly consistently.

If you have a group that meets these qualifications or would like help in finding others who might share your interests, please contact me at (972) 517-7430 (H) or (972) 960-4276 (W).

SPECIAL INTEREST GROUPS SIG LEADER LISTINGS

SIG Coordinator

Alex Lilley (972) 517-7430 h

Legend: h = Home #, w = Work #
M = Metro #

ACT!

Jim Thompson.... (817) 261-6159 h
 (972) 487-8499 w
 Deborah Bean.... (972) 475-7463 h
 (972) 475-3124 w
dbean@misresource.com

Access

Larry Linson..... (817) 481-2350 hM
larry.linson@ntpcug.org
 Neel Cotten..... (214) 904-0011
 Jack Atkinson.... (817) 481-6623 h
 Dianna DeCicco.. (972) 446-0639 h
 Tom Browning.... (214) 692-9784 h

Alpha 4 / 5

Bill Parker..... (214) 369-5889 h
wparker@myimail.net
 Ron Jackson..... (972) 276-3661 h

ActiveX Developers

Larry Linson..... (817) 481-2350 h
larrylinson@ntpcug.org
 Dan Ogden..... (972) 417-1916 w
dogden@gle.net
 Linda Moore..... (214) 342-8833

Assembly Language SIG

Frank Cavallito.. (972) 423-9221 h
fcavai@swbell.net
 Glynn Brooks.... (972) 578-8737 h
 (972) 716-3281 w
gbrooks@dmans.com

Business Applications/DAC

Putt Shaw..... (972) 235-2559 h
puttshaw@wans.net
 Bruce Schubert.. (972) 394-5328 h
 (972) 233-8353 w

CAD

Bill Sephton..... (972) 296-1799 h
 (972) 387-3500 w
 Neil Culver..... (972) 690-6552 h
 (972) 235-3031 w



to offer a big "Thank you" and round of applause for **Jack Atkinson** and **Dianna DeCicco**. Both volunteered to be Assistant SIG Leaders at our Organizational Meeting back in April of 1993 and have served ably and well ever since. Thanks Jack. Thanks Dianna. I'm looking forward to continuing to work with you.

The May 15 Meeting: Our combined Microsoft Development SIGs meeting went very well and attendance was better than you might have predicted after four months between meetings. We had at most 22 or 23 in the room at one time, but people came and went during the 3-hour meeting, so we had more than that, in total.

Larry Linson did a retro-style presentation: flip charts on "Control Structures in Visual Basic for Applications (VBA)." The presentation was organized some time ago, but transferred to flip charts at the last minute when we had no word on display/projection equipment. (I'm glad I did, because we were able to have a presentation with some visual reference even though we had no projection equipment.) But I'm glad I will not have to do that every time we meet!) All the control structures apply to every software application using VBA and to Visual Basic itself, too.

Tom Browning discussed "Using Structured Query Languages (SQL) with Jet Databases," another cross-product topic. Jet is the database engine that comes with Access, other Microsoft Office software, and with Visual Basic Professional and higher editions. Much of the syntax and structure of Jet's flavor

of SQL is common to other SQL-based databases, but Jet has a few extensions - it is surprisingly flexible (and can be correspondingly complex) for a desktop database. Tom has been exploring some enhancements you can make by writing your own SQL directly or modifying the SQL generated with the Access Query Builder. He's promised us more on this topic in the future.

Tom also created and brought copies of an "Attendee Information Sheet." We used it to collect contact information and an indication of attendees' interest in topics for future presentations and of willingness to assist with various operations of the SIGs. We encouraged completion and return of the info sheets by using those, instead of tickets, for our drawing for valuable prizes - a pair of computer speakers donated by Tom and some diskettes of sample Access databases by Larry. Tom Browning will be entering the information into an Access database and announce the results when available. We'll try to make this kind of "feedback" sheet available frequently.

We were sorry that **Jim Carter** was ill and could not attend as he had long planned to do. Jim has been one of the strongest proponents of holding our meeting at the first possible opportunity and was looking forward to it with great enthusiasm. We're looking forward to Jim's return in June - check his article for the topic of his Beginning Visual Basic presentation.

We did discuss a "Plan B" - what we need to be prepared to do to continue our meetings just in case the current vendor show and meeting place are not continued. No one was able to volunteer their company, but several people are

SIG LEADER LISTING

Communications

Alan Brosz (972) 548-7928 h
 (972) 498-1237 w
 alan.brosz@mci.com
 Birt Smith (972) 960-8227 h
 (214) 220-9388 w
 bhsmith@onramp.net

Dallas Corel

Marsha Drebelbis (214) 951-0286
 mdreb@litigraph.com
 Susan Biggs (214) 340-7794

DOS/ Operating Systems

Jim Hoisington (972) 416-3101 h
 Reagan Andrews (214) 828-0699 h
 reagana@swbell.net

Desktop Publishing

Mark Stuert (214) 528-5311 h

Fox Pro

Kevin White (972) 383-5211 w

Genealogy - General

Al Sanford (972) 278-7888 h
 (972) 278-1742 fax
 asanford@chrysalis.com

Genealogy - Family Tree Maker

Genealogy - PAF (Acting)

Al Sanford (972) 278-7888 h
 asanford@chrysalis.com

Genealogy - Ultimate Family Tree

Dave Heston (972) 539-5202
 heston@iname.com

Genealogy - The Master Genealogist

Jen Steele (972) 306-1596 h
 (972) 917-3917 w
 steele@pioneerinfo.com

Hardware Solutions

Charles Miller (903) 938-4220 h
 cbaxter@pobox.com
 Ralph Beaver (817) 624-9530 h
 Gary Johnson (972) 938-0344 h

Help Center

Reagan Andrews (214) 828-0699 h
 Timothy Carmichael
 (972) 566-4626 w

Internet-Beginner

Tom O'Keefe (972) 247-8812 h
 Doug Gorre (972) 818-8002 h
 (214) 464-4568 w
 Erik Leaseburg (817) 265-7550 hM

Microsoft®
Access .

SIG LEADER LISTING

Internet-Advanced

Tom O'Keefe (972) 247-8812 h

Internet-Advanced Ctd.

Doug Gorne (972) 618-8002 h

..... (214) 464-4588 w

Erk Leaseburg ... (817) 265-7550 HM

Internet-WEB Developers

Mark Camp (972) 404-4456

webmaster@webdallas.com

Chris Nelson

Introduction to the PC

Harold (Spike) Smith

..... (972) 231-0730 h

Spike3@home.com

John Randall

jrandall@altinet.net

Investors

Dick Richtman ... (972) 437-0322 h

rtrichtman@wsu.com

Java

Kevin Starrett (972) 444-6386 w

..... (817) 577-3845 h

wks@fedex.com

Don Benish (972) 705-9512

Lotus Notes & Domino

B.J. Shultz

Micrografx (Graphics)

Neal Berkowitz ... (972) 475-7463 h

..... (972) 475-3124 w

nberk@misrsource.com

misr@cmptu.net

Shanna Dyer

sdyer@misrsource.com

MS Word for Windows

Jan Patton (903) 886-6249 h

janpat@unicomp.net

Michelle Wood ... (972) 401-3984 h

..... (972) 732-5172 w

mwood@flash.net

Sherry Covert ... (972) 732-4317 w

..... (972) 335-8358 h

shervinc@ix.netcom.com

Microsoft FrontPage

Sam Lugo

sam@lugo-consulting.com

Pamela Lugo

pamela@lugo-consulting.com

Microsoft Networking



trying to make some contacts to see if there is a company or organization that would host our meetings. We'd like to identify a place that is centrally located and has projection equipment, at least an overhead projector.

Future Meetings: Our "Microsoft Developers Group" SIGs are now meeting one after the other in Room F (you go through the main area, down the little partly partitioned walkway) along the North wall, round the corner to your left on the hallway and Room F is the first room. Stated capacity is of Room F is 37. Let's overflow it soon and have to worry about how to handle the situation. Our schedule (double-check to make sure it hasn't changed at the last minute) is:

- 8:00 Microsoft Excel Spreadsheet
- 9:00 Beginning Microsoft Visual Basic
- 10:00 Advanced Microsoft Visual Basic
- 11:00 Microsoft Access Database
- 12:00 ActiveX Application Developers
- 1:00 Microsoft Visual C++ / Microsoft Foundation Classes

The leadership has decided to purchase 21-inch displays rather than pay high rates to rent projection equipment. These should work just fine, and perhaps even better, in our smaller meeting room. Tom Browning is lending us his Pentium 166 MHz machine to use for demonstrations to the Microsoft Development SIGs.

Misc. & Etc.: Look for the Members Area on our Web site, <http://www.ntpcug.org>. Join the Members e-mail list (instructions are in the February and April issues of the *North Texas PC News*).

Volunteer to speak to the SIG. Volunteer to help with administrative duties. Volunteer to contact SIG members and remind them of meetings. We earnestly solicit your participation - with enough help, the workload will be light for all of us. Come join us on June 19th to see if we're really as enthusiastic as we believe we are.

Larry Linson

ActiveX Application Developers SIG

In June: Dan Ogden will briefly review the Spring Comdex which he attended in Chicago. We'll discuss your preferences for future presentations and topics of interest that you, or we, bring up. One topic of some interest might be the new Microsoft Office 2000 release. If you got it early and have some experiences to report, we'll all be glad to hear from an *early adopter*.

In May: We met as part of the "Microsoft Developer SIGs" group three-hour joint meeting. See the Access SIG notes for more information on that meeting.

The ActiveX Application Developers SIG addresses issues of developing applications under the Component Object Model (COM) using ActiveX Controls and other ActiveX components. Just because so many of our attendees work in Microsoft Office and other software using it, we have considerable emphasis on VBA issues. We still ask and answer a few questions about Open Database Connection (ODBC) technology, too. As hot as the Internet is, our topics aren't necessarily about "Internetting," since ActiveX controls work equally well on the desktop and in client/server environments. That's one of the attractive features: one type of con-



trol, usable in many environments. Many of the topics we cover are of interest to developers using other tools, working in other environments - for example, some such subjects we covered were on "Pros and Cons of Different Types of Contract," "Documenting System Specifications," and "Structured Analysis and System Specification."

Come join us in June, if you're interested in computer application development, whether it's with ActiveX or COM Components or not. We'll do the best we can to make it an interesting and productive hour.

Larry Linson

ASSEMBLER SIG

Well, the Assembler SIG, among others, is back in business. We will be meeting at the next regular NTPCUG meeting in our Big Town digs on June 19, 1999. Please note - our meeting time is 8:00 AM.

Our June 1999 meeting will feature a presentation on the use of Assembler in Cryptography. Cryptography represents one of the remaining areas where the use of Assembler is mandated. Most new block ciphers are written to be very efficient on modern processors, and some of the modular arithmetic operations on large integers used in Public / Private Key systems can make use of the processor carry flag (via the ADC, SBB, and other instructions), where the use of higher level languages imposes some programming problems.

- ❖ Our November 1998 meeting featured a presentation on doing 32-bit DLLs in Assembler.
- ❖ Our December 1998 meeting consisted of a review of the past ASM SIG presentations (this material can e-mailed).

- ❖ Nov 98 "32 Bit DLLs for VB in Assembler".
- ❖ Oct 98 "Win32 GUI Programming in Assembler".
- ❖ Sep 98 Book Review - "Windows Assembly Language and Systems Programming" by Barry Kauler.
- ❖ Aug 98 "CPU Identification and Speed Determination".
- ❖ Jul 98 Discussion of INTEL CPUINFO material.
- ❖ Jun 98 "Circular Shift (and other instructions missing in C)".

Join us in June. As usual, suggestions for presentation topics are welcome.

*Frank Cavallito
& Lynn Brooks*

COMMUNICATIONS SIG

Group Announces Kick-Off Meeting

The Communications Special Interest Group (SIG) as part of the North Texas PC User' Group (NTPCUG) is back and ready to serve its members. After reviewing the rooms and schedule for SIGs in our new building at Big Town, meeting Room B and a meeting time at 10 am was selected. This room is bright and large enough to hold all our members. Preceding our meeting time is the MS Networking SIG at 8 am followed by the Networking SIG at 9 am so you may want to come early and join these SIGs for firsthand expertise and experience in the relevant fields.

In June we will meet and hold a Q & A session. We also want to receive your input for future topics. Some of the hot topics for future meetings include xDSL and cable services for high-speed Internet access. The free fax services avail-

SIG LEADER LISTING

Richard Mies (214) 767-7315 w
..... (972) 296-5356 h
Gil Brand (214) 508-8370 w
..... (214) 341-7182 h

Microsoft Visual C++/MFC

John Cole (972) 669-4700 w
jcoble@airmail.net
Wade Emmert (214) 740-3164 w
emmert@airmail.net

Networking

Mike Momen (972) 238-1244 h
..... (972) 915-2158 w
Leroy Tennison
Francis Bright

Programmers

Jim Hoisington ... (972) 416-3101 h

QuickBooks

Dave Guler (817) 429-7417 h
..... (817) 285-1618 w

Quicken

W. L. Harris (972) 291-7616 h
Phil Faulkner (972) 239-0561 h

Spreadsheet/Spre Dev

Eb Foerster (214) 357-7602 h
ebfoerster@juno.com

Visual Basic — Beginning

Jim Carter (972) 235-5968 h
Thomas Lewis (972) 994-6387
Jim Hart

Visual Basic — Advanced

Thomas Lewis ... (972) 994-6387
Jim Carter (972) 235-5968 h

VRGN Internet Gaming

Al Aliman

Windows - Applications

Neal Berkowitz ... (972) 475-7463 h
..... (972) 475-3124 w
nberk@misresource.com
misr@cmpu.net
Deborah Bean (972) 475-7463 h
..... (972) 475-3124 w
dbean@misresource.com

WordPerfect / Windows

Cindy Adams (817) 481-1300 wM
Diane Bentley

able from the Internet and delivered to you by EMAIL are pretty slick and work quit well. Voice over IP is real and available from your home when you sign-up with the new Telco's like Quest and Level 3 for long-distance service. Last, the ongoing telecom mergers, especially with the recent announcement by Global Crossing merging with US West. With these topics, surely we can hold your interest and add new insight to the ever perplexing and sometimes confusing telecom industry. So for some stimulating discussion on hot new topics plus what's new in hardware and software for telecommunications, come and join us on June 19th at 10 am at Big Town.

Alan Brosz & Birl Smith

Dallas COREL SIG

June 1999

Member Showcase in June

Get your work ready and bring it June 19. We'll settle into the new User Group Meeting Hall at Big Town Mall with Dallas Corel's most popular meeting topic. It's the Annual Member Showcase, where SIG members share with the group examples of their best artwork created in Corel. That's with



CorelDRAW or any Corel product, produced for pleasure or profit. From simple to complex, from business cards to Web art to posters, in color or monochrome. Bring it to show and tell. We'll want to hear your tips and tricks about how you created it, or benefits that resulted. Our SIG is scheduled at 9:00 a.m. for one hour.

Road Show Razzle-Dazzle

Corel's Road Show in Dallas on May 27 brought the Canadian company's typical razzle-dazzle introduction to its new software versions. With 18 months since its last major release, CorelDRAW 9 promises to maintain market leadership. We can't wait to install it and begin our own exploration of the exciting new features. Read Bob Weibel's (of *Computer Currents*) opinion of CorelDRAW 9 at <http://www.currents.net/magazine/national/1706/ouba1706.html>. SIG members Marsha Drebelbis, Maria Whitworth, Rose Anne Ellison and Jay Bartlett greeted attendees at the Dallas Corel table and handed out fliers, which invited


folks to upcoming NTPCUG SIG meetings. We look forward to many new faces at our June meeting. Thanks to Maria for creating the flier, which the 300+ in attendance quickly inhaled.

Early Bird Bonus

Get CorelDRAW Art & Artistry free (after mail-in rebate) when you purchase CorelDRAW 9 (full or upgrade) between May 15 and June 30, 1999. Retail value is \$49.95. This attractive coffee-table book and CD-ROM features over 1,000 images from the 1997 Corel® World Design Contest. It also features "How to" and "Tips and Tricks" sections about how the award-winning designs were created.

PHOTO-PAINT Class

David Huss, esteemed artist and author of Corel's Official Guides to



Dallas Corel Is A SIG Of North Texas PC Users Group

IMPORTANT COREL ADDRESSES & PHONE NUMBERS

Corel Corporation
1600 Carling Avenue,
Ottawa, Ontario, Canada
K1Z 8R7

- ❖ Technical Support Representatives..... 800-818-1848
- ❖ G1 Release, CD-Rom only (latest "fixes" and patches for Corel products) 800-772-6735
- ❖ Customer Service Representatives 800-772-6735
- ❖ IVAN (Interactive Voice Answering Network) 613-728-1990
- ❖ 24 Hour Automated Fax System 613-728-0826 Ext.3080
- ❖ Technical Support hours are 4AM to 8PM (EST) excluding holidays
- ❖ To obtain our catalogue please request document #2000



PHOTO-PAINT, will teach a one-day class on Corel PHOTO-PAINT at Austin Community College in Austin, Texas Saturday, July 24. The cost is \$99.00 for the entire day. The course covers PHOTO-PAINT 7-9. Space is limited to 18 students and there are a few spaces left in the class. For those requiring a different date, an additional date in the fall will be announced. E-mail your requests to graph-speak@austin.rr.com.

Recent Programs at Dallas Corel SIG

- ❖ May/98 - Member Showcase
- ❖ Jun/98 - Graphics Computer Trends Discussion
- ❖ Jul/98 - Digital Cameras
- ❖ Aug/98 - Presentations 8
- ❖ Sep/98 - Ventura 8
- ❖ Oct/98 - Fine Tuning Your Web Page
- ❖ Nov/98 - Trademark Law for the New Millennium
- ❖ Dec/98 - PAINT 8 Effects
- ❖ Feb/99 - Paper for Successful Inkjet Printer Output
- ❖ Mar/99 - DRAW & PAINT Q & A
- ❖ Apr/99 - Scanning For Success

Marsha Drebelbis

DOS/Disk OPERATING SYSTEMS SIG

The DOS/Operating Systems SIG will meet Saturday, June 19!

I was looking for a suitable, current, and kickoff topic and found myself browsing recent issues of various PC-oriented publications for ideas. What's "hot" is high-speed Internet access via Cable or ADSL coupled with home LANs. Lots of articles address both issues.

Since I'm considering either ADSL or Cable access and we already have a home LAN in place — and I recently had to replace the network interface card (NIC) in Connie's PC, seemed like a good place to start the DOS SIG revival.

Let's start with choices. There are many kinds of home LANs being touted these days, all of which claim "Easy Installation," ranging from the tried and true Ethernet to phone line (you don't have to run cables) USB and wireless LAN versions. All have advantages and all have glaring disadvantages.

Ethernet is undoubtedly the fastest. And it's the logical choice if high-speed Internet access is going to be shared by two or more PC's. But, Ethernet requires running cables between machines. Users have a choice between "daisy-chains" us-

ing RG-58 coax and terminators at each end, or 10BaseT, which can be arranged in a "star" configuration using "hubs," but, for two PC's, no hub is required and termination isn't a concern.

All PC's on an Ethernet LAN will need to have NIC's installed. I'm currently planning to replace the BNC/coax connection with 10BaseT and two hubs in order to be ready for either Cable or ADSL because both of the systems require 10BaseT connections to their respective modems.

Did the storm do it?

Said earlier I had to replace the NIC in Connie's PC. After a recent and very violent thunderstorm, she couldn't get on the LAN. Opened her PC and found her NIC sort of blackened around part of the card. Replaced the NIC with a "combo" NIC made by D-Link that allows connection via RJ45 (10BaseT) or BNC/coax. In the process, remembered some of Win95's installation quirks, particularly its occasional inability to remember where the appropriate LAN/NIC drivers were located on the Win95 installation CD. Used the D-Link card so that she can be easily upgraded to 10BaseT when I finally decide between Cable (TCI) and ADSL (SBC).

There was a point of some confusion here — her PC was "off" and on a UPS with surge protection. The NIC, not surge-protected, was the only thing damaged in the PC. NIC's on the other end of the 100' coax cable are still working fine and none of the other PC's shows any indication of problems.

Even single users will be networked

Both the TCI and SBC modems will require the user to become familiar with basic peer-to-peer networking and living with at least one 10BaseT NIC in their PC, even if neither calls them that. Also, both systems will allow multiple



simultaneous access to the Internet if the systems are on a peer-to-peer LAN and the user software to do so is available. Hint: this may be sufficient motivation to upgrade to *Windows 98* when the new service pack is released this summer.

Either TCI or SBC will happily supply and install the NIC's — and that's where the trouble should begin. I've learned from sad experience that installing a new NIC in an established system is far from being easy or a "Plug 'n Play" experience. This is especially true if the system is already loaded with multiple devices that demand dedication of an IRQ and port address. In this case, be prepared to spend a lot of time in the Windows' *Settings* area trying to get everything to live together in peace.

Join us at the June 19th SIG meeting and share your Win95/98 peer-to-peer LAN experiences.

Reagan Andrews

INTERNET SIG - BEGINNING

The Beginning Internet SIG returns at the June 19th meeting. We currently expect to be in Room C at 11:00 AM, but be aware that things might change as we settle in to our new home at Big Town Mall.

For anyone that finds Big Town to be "a lot further than the Infomart", I'll ask you to try the drive a couple times before you decide. One of the pluses to our meeting format is that you can attend multiple SIGs *and* the Vendor Show all on the same day, so you get more into a single trip. And you may well find that the driving time isn't all that much greater after all. We are right beside Highway 80, and only a couple miles West of I-635/LBJ. See the map on the back of your newsletter or on the Web site (www.ntpcug.org).

Our topic for the June meeting will be "Newsgroups," but with a special focus on those that NTPCUG



will have available for members only. Newsgroups are generally identical to the conference areas on our old Bulletin Board System. They are ideal for exchanging questions and answers throughout the month between meetings, and the necessary software is already included as part of your Internet Explorer and Netscape software. Other Newsgroup software, such as Forté Free Agent, is also available from other vendors in both shareware and commercial formats.

Some details on setting up and using our Newsgroups are included elsewhere in this newsletter, and updated documentation will be available at the meeting. Enrollment in the Newsgroup section will be handled from our User Group Web page, in the Member Login section, so watch that area for more information. We will also send updates to the "members" mailing list — see instructions for joining that list in the April issue, or as republished elsewhere in this newsletter.

On a separate note, our new Windows NT server is fully operational and available to the membership. It is providing very reliable Internet e-mail services (free to NTPCUG members) either through dial-up or through your existing Internet Service Provider. It also has a Web interface that allows you to access your e-mail from anywhere in the world using any Internet connection and frames-capable browser. Instructions for accessing the mail server were included in the February and April newsletters, and are on the floppy disk handed out to new members. As time permits, we may also discuss e-mail at the June meeting.

Don't forget — both e-mail and User Group newsgroups are a free benefit of NTPCUG membership!!

See you June 19th!!

Doug Gorrie, and Tom O'Keefe

INTERNET SIG - ADVANCED

As most members know, the Special Interest Group sessions are beginning anew at our new meeting site at Big Town Mall. Our initial meeting time is expected to be at Noon in Room C, immediately following the Beginning Internet SIG at 11:00 AM. However, as things settle in, times and room numbers are subject to change.

We are fortunate to have Pat Hykkonen return as a Co-Leader of the SIG, after an 18-month hiatus in Austin. Many of you will remember Pat from this and other SIGs. Pat is eager to be involved again, and we certainly appreciate his active involvement and his expertise.

Pat always seems to have a "canned" presentation ready to roll out, so June's meeting could go any direction once we show up. For now, let's leave it as an open forum and see what happens. As always, we would appreciate your suggestions on future topics.

See you on June 19th at Noon!!

*Tom O'Keefe, Pat Hykkonen
& Doug Gorrie, with ongoing
assistance from
Bruce DeGrasse*



INTRODUCTION TO THE PC SIG

Welcome for the return of the Introduction to the PC classes.

These classes are for introducing the PC (IBM Personal Computer and related clones) to beginners and for introducing new operations to present users. Our presentations offer overviews broken into fifteen progressive sessions where each may stand alone or preferably taken in succession. Pick out your subjects from the following table or plan on attending all sessions. Invite your friends and co-workers to join us in PC Users Group comradery, education, and pleasure.

For those attending all fifteen sessions, an attractive and personalized professional certificate of completion will be provided that is ideal for your home or business office.

An updated schedule and overview of each individual class is also provided at the following Web location:
http://www.ntpcug.org/signs/intro_pc/

We need a few volunteers to help with these presentations. If you are interested, please drop in at the next class meeting or contact me as shown within the SIG Leader Listings in this newsletter.

Spike Smith

Introduction to the PC Class Schedule

Class #	Date	Time	Subject
1	June 19	10:00 A.M.	Introduction to the PC
2		Noon	A Lot About Files and Directories
3		1:00 P.M.	(DOS) Disk Operating Systems
4	July 17	10:00 AM	MS Windows
5		Noon	PC Graphics
6		1:00 P.M.	Word Processing
7	August 21	10:00 A.M.	Spreadsheets and Databases
8		Noon	Modems / Telecommunications
9		1:00 P.M.	PC Hardware
10	September	10:00 A.M.	PC Printers
11		Noon	Networks and Such
12		1:00 P.M.	Neat & Necessary Software
13	October	10:00 A.M.	Multimedia Software & Hardware
14		Noon	Virus Protection & Utilities
15		1:00 P.M.	PCs Into The 21st Century

JAVA SIG

Well, we are on again. The NTPCUG has a new SIG meeting area. It is a good facility in the same Mall as the Vendor Area. I have scheduled our meeting at 11 AM. This should be a little better because it is late enough you don't have to get up too early, and still doesn't cut into your whole day.



I plan to have a discussion on Java Server Pages. I created an ASP application to provide a page for SIG Leaders to publish SIG notes. I then rewrote the application in JSP to see how it could be done. I plan to show the similarities and differences between the two. The end result of a JSP template is a standard servlet. It is only recompiled when the template document is newer than the servlet. This makes it much faster than ASP. It also allows your application to run on many more platforms. Javaweb server and Jrun are ported to Windows, Macs, various flavors of Unix and Linux. It is a great way to develop Web apps for Unix boxes without needing to resort to things like server side javascript or custom server apps. It even has structures to allow for creating Cold Fusion-like custom tags. Come see us on June 19th. Bring ideas for future meetings.

Don Benish

MICROSOFT FRONTPAGE SIG

Yes, we have a place to meet. We have a new meeting location and a new time. We are in Room B that is the first room to the right at the entrance of the new NTPCUG Meeting Hall in the Big Town Mall in Mesquite. It's a nice room and it will be better if we can get the par-



participation. Check our News page for more information.

At our next meeting we will demonstrate some of the tools that are available to make navigating your Web more enjoyable. We will use some of the Hover button techniques, and other graphic tools and techniques to make the visitor more aware of where he or she is, or is headed on your site. Some of these techniques are browser-dependent so we will show you how to detect a browser and direct the visitor to a part of your site that works for their browser.

We welcome your ideas for future topics and demonstrations.

Sam & Pamela Lugo

MS Networking SIG

Next Meeting: May 15, 1999, 9AM

Come join us for the inaugural meeting in our new home - Big Town Mall! See the general announcement at www.ntpcug.org for directions to the SIG rooms. This session will be a general Q&A, Tips & Tricks, and a chance for you to set the direction for future meetings. The MS Networking SIG is scheduled to meet at 8:00 a.m. in Room B.

Upcoming Schedule

June / July / August: Open for suggestions (email gbrand@home-mail.com)

Purpose of the SIG

To technically showcase Microsoft Networking products, including Windows NT Server, Windows NT Workstation, Systems Management Server, Exchange, SNA Server, Internet Information Server, and Windows 95.

The SIG highlights the capabilities and features of these products for all users, from individual end-users to corporate users, small and me-



dium size businesses, and beginning to experienced administrators. We present the various options within Microsoft's networking products line and help members understand how they are positioned to solve their computing, connectivity and business needs. We help members understand how these products interoperate with other third party and legacy products.


The strength of an effective users' group is the opportunity to share common experiences and learn from others. We try to end each meeting with an open question and answer session which can transition to other SIG meetings or the DFW Xchange Vendor Area.

By staying informed of the activities of other NTPCUG Special Interest Group's (SIGs) and area Users' Groups with common interests, we answer members' questions and help them identify other resources available in the Dallas/Fort Worth area.

Richard Miles & Gil Brand

Microsoft Visual C++/MFC SIG

Our SIG will meet at 1:00 p.m. in Room F. We will begin with a review of our ongoing project - CryptoPad - a word processor with built-in encryption. During our first installment, we designed and created the basic framework of the application. In Step 2 we added



support for rich text editing and toolbars.

At this meeting, we will review Step 2 and, time permitting, go on to Step 3 where we add support for serialization, Microsoft's fancy name for saving files. In doing so, we will implement a custom Save/Save as... dialog box with additional controls for encrypting the file and specifying the password. Step 2 is posted on our Web site at <http://web2.airmail.net/emmert>.

Please try to attend this meeting. Let's have a big turnout for our first meeting in the new location.


Wade Emmert

PC Help CENTER SIG

The PC Help Center SIG kept up its pace at the May meeting in the vendor area thanks to the efforts of **Timothy Carmichael** and other NTPCUG members who lent their expertise to perplexed users who came by the PC Help Center room. Questions fielded by Help SIG volunteers ran the usual gamut from Internet access and browser setup to DRAM identification and PC BIOS setup. We also continue to have a number of NTPCUG members "drop by" just to chat and make contact during the day who also pitch in with solutions to hardware, software and Internet questions.

Purpose of the Help SIG

The Help SIG is an effort to reach out to users in the Vendor Area who are having problems with their PC's. It is not a structured SIG with defined programs, but is based on the "Help Desk" model and aimed at answering basic PC-related questions — and then pointing the users to the appropriate NTPCUG or Apple Corps SIG's



where further information and assistance will be available to them. We hope it will generate both goodwill and user interest in joining our respective users groups in the process.

We will welcome any NTPCUG or Apple Corps member who would like to volunteer in this effort. Help SIG's hours are 8:30 a.m. until Noon.

Reagan Andrews

PRO SIG

The Advanced Programmers SIG will resume at the June 19th NTPCUG Meeting. **Jim Hoisington**, holding the fort for the last many years, has decided to pass the baton on and I'll be conducting SIG sessions until a more worthy (and knowledgeable) volunteer steps forward.

Meanwhile, gossip should be fun given resumption of the DOJ v. Microsoft trial, continued delays in release of *Windows 2000* (did everyone get a beta 3 yet?) the continued SUN v. Microsoft *Java* suit, resurrection of Borland and anticipated fall release of *Visual RPG-2*.

Reagan Andrews

QUICKEN SIG

If you think personal finance software like Quicken is limited to simple budgeting and bill paying, you haven't booted up lately. The newest version of Quicken "99" has recently landed on store shelves and comes with even more money-management tools than you ever dreamed of - from enhanced electronic bill paying to financial planning advice- to Internet links for finding investment research. Recent releases link Web pages to in-

stant stock/ mutual fund quotes, how to shop for the highest C/D yields, finding more attractive credit card terms or even obtaining a copy of your personal credit report. One of the more popular tools is how to plan for retirement - and how much is needed?

Our 9 am SIG offers an opportunity for the newest participants to get launched as well a venue for the more experienced aficionados to stay on the cutting edge. Frequently, questions are presented for group discussion with alternative solutions offered.

Here is a sample of an unsolved "Quicken Challenge". Employee A has a choice in his Qualified Pre-Tax Retirement Plan. Accept \$550/month for life or alternatively accept \$511/mo with a guaranteed period of 15 years -or life- whichever is longer. Interest rate is assumed to be 6-3/4%. A elects the guaranteed option and wants to show the annuity portion as an asset on his financial statement for family estate purposes.

Using Quicken features, how should A set up the annuity asset account



which should be amortized over the 180 guaranteed months?

Solution clue: Treating the pension annuity as a "loan receivable" fails to recognize the 100% (taxable) income nature of the pension payment whereas with a loan receivable only the interest portion is income - the principal being return of capital.

If you think you have an answer, please join our SIG class next month, E-mail to Philfaulkner@prodigy.net or call me at 972/239-0561.

Phil Faulkner



SPREADSHEET SIG

We are back in business but at a new time. The Spreadsheet SIG will meet at 8:00 a.m. at the new facility at Big Town Mall. If you think it's too far to go, give us a try. It is probably only 5 to 10 and at the most 15 minutes farther than Infomart, depending on where you are coming from.

The Spreadsheet SIG covers subjects at levels for both the beginning and advanced user. We will try to have a topic prepared for presentation but will reserve enough time to answer questions from attendees. Our primary application is Microsoft Excel, however most spreadsheets programs have similar functions and capabilities that we probably can be of help if you are using Lotus 123 or Quatro-Pro.

Do you know what a Pivot Table is? Have you ever used a Pivot Table? If not, you have not availed yourself of the most powerful tool available in Microsoft Excel. If you have data that needs to be summarized then Pivot Tables are for you. It does not matter whether the data

is a small list on a spreadsheet or a large data file on Access, FoxPro, dBase, Oracle or SQL Server. A Pivot Table is a cross tabulation and is so named because you can easily rotate its row, column or page headings to give you different views of the data.

Starting next month we will examine and explore Pivot Tables. Subjects to be covered in the coming months will be:

- ❖ Creating a Pivot Table
- ❖ Manipulating the Table
- ❖ Calculations of counting, summing, averages, % of total
- ❖ Grouping Data
- ❖ Customizing the Table
- ❖ Tabulating details of specific items
- ❖ Graphing Summarized Data


If you have a question and you would like for me to explore the answer before meeting time, send an e-mail to eb.foerster@ntpcug.org and attach an example or part of a spreadsheet file for me to work with.

See you at Big Town.

Eb Foerster

Visual Basic SIG - Advanced

Our joint VB Beginning, VB Advanced, Access and ActiveX meeting was held on Saturday, May 15, from 9:00 to 12:00. We had a good turnout with **Larry Linson, Dan Ogdan** and **Tom Browning** facilitating. One of the goals of the joint meeting was to conduct a survey to determine how to best serve our



SIG attendants. **Bill McCurdy** will be getting the survey data entered so we can analyze everyone's preferences and interests.

In **Jim Carter's** absence, **Tom Browning** acted as assistant SIG leader for VB Beginning and VB Advanced. Tom presented an introduction to SQL. Earlier in the meeting, **Larry Linson** gave a presentation on "VBA - Control Decisions and Repetitions."

After the SIG leader's meeting Saturday afternoon, **Eb Foerster, Larry**

Linson and **Tom Browning** came upon the idea of "re-constituting" an old PC so it could be dedicated to the room having the Spreadsheets, Visual Basic, Access and ActiveX SIG meetings. Our hope is to enhance our ability to provide a good platform on which to give demonstrations and presentations.

Come by and see us!

Jim Carter

North Texas PC Users Group, Inc Membership Application

The NTPCUG is a non-profit, independent organization of individuals learning to apply personal computers to practical problems. For additional information, call (214) 746-4699.

Member # _____

Name (Last): _____ (First): _____

Address: _____

City: _____ State: _____ ZIP: _____

Phone (Check preferred.) Home: (____) _____ - _____
Work: (____) _____ - _____ Ext. _____

Occupation/Profession: _____

Check one from each column below

Payment:	Membership	Application Status:
Cash _____	Classification:	New Member _____
Check _____	Regular (\$30.00)	Renewal _____
Credit Card _____	Student (\$25.00)	Address Change _____

Applications should be mailed to: North Texas PC Users Group, P.O. Box 703449, Dallas, TX 75370-3449 (Make checks payable to : NTPCUG.)

Please initial here _____ if you do not wish to have your address included on member lists sold for the NTPCUG's benefit to advertisers of PC compatible products.

INSIDE THE NORTH TEXAS PC USERS GROUP COMMUNITY

VOLUNTEERS IN ACTION

by Claude McClure



Family of Members

The monthly meeting of the NTPCUG at Big Town Mall is enjoyable in that we get to visit with other club members. It is somewhat like a family reunion. It is good to be able to discuss points of interest with others and possibly get a friendly second opinion on the purchase of some computer-oriented products. It is also good to have a receptive audience as we brag about the new acquisitions. Like family, much of the communication is simple and direct whether at the vendor market or in one of the several rooms in the nearby SIG meeting area at Suite 934. The applause is liberal as some lucky member demonstrates a winning ticket at one of the frequent drawings.

Dozens of members come to the meeting with their actual family, as husband and wife teams, and par-

ents and kids. Timothy and Chris Carmichael help at the PC Help Center, Glynn Brooks and his son Chris Brooks have often helped at the Information Booth after SIG meetings. Robert McNeil and his son John McNeil have not only set up the Booth, but have manned it as a team for many hours. John also demonstrated his skills with html programming using the club Web page as his model. Paul Williams and his young son Matt Williams have contributed many hours of work and enjoyment while signing up new members. On a more reserved note, perennial volunteer Raymond Reyes and son John Reyes have attended many Saturdays together. Last but not least, Mark Guyer and sons Daniel Guyer and James Guyer with capable assistance of their sister Juli Guyer have been a regular team on the 6:30 a.m. vendor setup squad. Did we also see Amy Guyer with a dust pan? These faithful families of volunteers have been a tremendous help to the North Texas PC Users Group

and have been a good example for volunteers everywhere.

Look around as you spend your day at the next club meeting and see if you can spot one of these totally involved and experience sharing families. If you see another example of this kind of volunteering, it might make an interesting topic for a future newsletter. Thank the helpers who make the

Saturday meeting possible, and ask what you can do to join in the experience by volunteering for one hour next time. You can join in the fun. You might be able to help at the entrance door or PC Help SIG or one of the other many places volunteers serve. Please give special thanks to the Vendor Area and Information Booth Volunteers whose names are listed at right.

Big Town Liaison

- Andy Reese
- Robert Hilliard
- Alex Lilley

Vendor Setup/Breakdown

- Anchor:**
- David Slavik
 - Kenneth Berg
 - Dick Abbott
- Crew:**
- Dennis Brininger
 - Dan Guyer
 - James Guyer
 - Mark Guyer
 - James Hope (Double)
 - Fred Steadman
 - Daniel Thomas
 - James Webb

Auditorium Presentations

- Timothy Carmichael
- Christopher Carmichael

Newsletter Labels

- Charlie Fernandez

Information/Registration Booth

- Statistician:**
- Connie Andrews
 - Ralph Beaver (Assistant)

Scheduler:

- Bob Wuller

Anchor:

- Roger Bopp
- Vernon Cates
- Cinda Lovil (Double)
- David Martin
- Bob McNeil (Double)
- Raymond Reyes
- Ken Sauter
- Fred Toulmin

Booth Crew:

- Al Aston
- Deborah Bean
- Ralph Beaver
- Jo Francis Byrd
- Randy Durham
- Eteta Eta
- Tim Foster (Double)
- Martin R. Gluck
- Herbert Gross
- Neil Jochelson
- John McNeil (Double)
- Linda Moore
- Martin Moomaw
- Thelda Opella
- Oscar Tyler
- Thomas Ward
- Don Wolfe

VOLUNTEER INFORMATION

1. Via BBS: (972)387-2751, (972)387-2752 or (972)263-9036 (metro). Sign up on the Volunteer Conference - make the subject matter your area of interest.

2. Meeting day: Sign up at the Information Booth or DOM Booth to work those areas in a coming month.

3. By phone:

Auditorium Presentations

Timothy Carmichael (972) 661-4626 (w)

Information Booth and General Information

Claude McClure (972) 867-0978 (h)


North Texas PC Users Group, Inc.

P.O. Box 703449, Dallas, TX 75370-3449

Phone (214) 746-4699 for recorded information about the North Texas PC Users Group and scheduled meeting date times and locations. Please leave a message if you would like specific information about the Group. Or, visit our Web Page at: www.ntpcug.org

The North Texas PC Users Group, Inc., is a non-profit, independent group, not associated with any corporation. Membership is open to owners and others interested in exchanging ideas, information, hardware, predictions, and other items related to personal and compatible computers. To join the Group, complete the application blank printed elsewhere in this newsletter, and send with \$30 membership dues to the Membership Director — address shown below. Subscription to the newsletter is included with each membership.

The Group meets once each month, usually on the second or third Saturday. See inside front cover for date, time and place of the next North Texas PC Users Group meeting.



North Texas PC Users Group, Inc. Board of Directors

Jim Hoisington *Chairman*
Marsha Drebelbis **Timothy Carmichael**
Alex Lilley **Andy Oliver**
Andy Reese

Password problems?

Call Doug Gorrie at..... (214) 464-4568

NTPCUG Officers

President	Jim Hoisington	(972) 416-3101 h
President-Elect	(Open)	
Program Chairman	Timothy Carmichael	(972) 566-4626 w
Treasurer	Eb Foerster	(214) 357-7602 h
Secretary	Wade Emmert	(214) 740-3164 w
Membership Dir.	Jim Hoisington	(972) 416-3101h
Advertising Dir. (Acting)	Connie Andrews	(214) 828-0699h
Publicity	Rob Alschbach	(214) 368-4979 b
Volunteer Coord.	Claude McClure	(972) 867-0978 h
DFW Xchange	Information	(214) 746-3365
	www.dfwxchange.com	

Members Emeritus


John Pribyl (1924 - 1993)
Phil Chamberlain **Jim Hoisington**
David McGehee **Stuart Yarus**
Tom Prickett **Connie Andrews**
Kathryn Loafman **Reagan Andrews**
Fred Williams **Timothy Carmichael**
Andy Oliver **Mark Gruner**

Address Changes, etc...

Payment of dues, address changes, and inquiries about membership should be directed to:

NTPCUG Membership Director
P.O. Box 703449
Dallas, Texas 75370-3449

(Check newsletter mailing label for your renewal date..)



North Texas PC Users Group
P.O. Box 703449
Dallas, Texas 75370-3449

Non Profit Org.
U.S. Postage Paid
Arlington, TX
Permit No. 823

Address Correction Requested

18.6

North Texas PC Users Group

